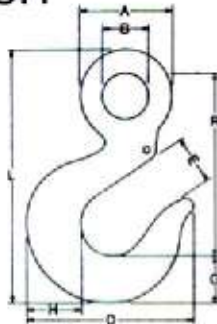


# Hooks

## ALLOY TYPE HOIST HOOKS AND LATCH



ALLOY TYPE  
HOIST HOOKS

Hot Forged  
Heat Treated and Tempered

- MINIMUM STRAIGHTENING LOAD IS FIVE TIMES WORKING LOAD LIMIT
- HOOK AND LATCH ASSEMBLIES FURNISHED SEPARATELY
- ALL EYE TYPE HOIST HOOKS ARE FURNISHED PRE-DRILLED



STAINLESS STEEL  
LATCH AVAILABLE  
SEPARATELY



Part No. Hook	Part No. Latch KH	Working Load Limit Alloy Steel	DIMENSIONS IN INCHES										Weight Lbs. Each Est.
			A	B	D	E	G	H	L	R	T	O	
404A	4X404	1	1-1/2	3/4	3	15/16	3/4	7/8	4-3/8	3-1/4	13/16	7/8	.54
405A	4X405	1-1/2	1-3/4	7/8	3-3/16	1	27/32	15/16	4-15/16	3-21/32	7/8	15/16	.8
406A	4X406	2	2-1/8	1-1/8	3-5/8	1-3/32	1	1-5/32	5-9/32	4-3/32	15/16	1	1.1
407A	4X406	3	2-1/2	1-1/4	4-3/32	1-7/32	1-1/8	1-5/16	6-7/16	4-11/16	1-3/16	1-1/8	1.7
410A	4X410	4-1/2	3-1/16	1-9/16	5	1-1/2	1-7/16	1-5/8	7-31/32	5-25/32	1-7/16	1-3/8	3.5
412A	4X412	7	3-7/8	2	6-1/2	1-15/16	1-7/8	2-1/16	10-1/8	7-5/16	1-7/8	1-11/16	6.5

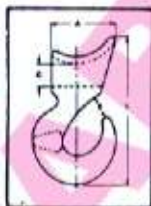


## SLIDING CHOKER HOOKS

Quenched & Tempered

- FORGED ALLOY STEEL through 3/4"
- CAST ALLOY STEEL — 7/8" through 1 1/2"
- Wide throat to take heavy thimbles.

\*Ultimate Load is 5 times Safe Working Load.  
†When ordering 3/4" or 1/2" sizes, EYE diameter ("C") should be specified.



A-350

Single Part Rope Size	Eight Part Rope Size	Safe Working Load* Pounds	DIMENSIONS IN INCHES				Weight Pounds Each
			A	C	E	L	
3/8		2,500	2 1/16	5/8	5/8	4 9/32	.88
1/2	1/8	3,300	2 1/4	3/4	25/32	4 31/32	1.25
† 5/8	3/16	5,000	3 1/16	3/4 or 1	15/16	6 3/8	2.93
† 3/4	1/4	8,000	3 3/8	1 or 1 1/16	1 5/32	7 21/32	5.17
7/8 - 1	3/8	15,000	4 1/2	2	1 5/8	9 1/2	16.5
1 1/8 - 1 1/4	7/16	23,000	5 5/8	2 5/16	1 3/4	11 5/8	26.5
1 3/8 - 1 1/2	1/2 - 9/16	30,000	7	2 13/16	2 3/16	14 1/2	42.00

## SORTING HOOK

Forged Alloy Steel,  
Quenched & Tempered

Safe Working Load at Tip	2 Ton
Safe Working Load at Bottom of Hook	7 1/2 Ton
Overall Length	9 11/16"
I.D. of Eye	1 3/8"
Opening at Top of Hook	2 13/16"
Radius at Bottom of Hook	5/8"
Weight Pounds Each	6



A-378

- Deep straight throat permits efficient handling of flat plates or large cylindrical shapes.
- The long tapered point allows easy grab in rings, pear links, eye bolts or lifting holes.
- Ultimate load is 5 times the safe working load.



## BARREL HOOKS

G-377 S-377

Forged Galvanized or Self Colored	
I.D. of Eye	1 9/16"
O.D. of Eye	2 13/16"
Over-all Length	5"
Width of Lip	2 7/8"
Weight Per Pair	3 1/4 lbs.
Safe Working Load	1 Ton

# Tractor Hook and Shackle

## Regular Eye Arch Hook with Plain Point

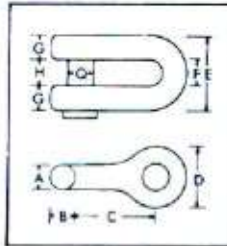


ESCO SIZE	IN PLACE OF CONVENTIONAL ARCH HOOKS	PART NUMBER	WEIGHT	USE WITH WINCHLINE	SAFE WORKING LOAD (TONS)	SHACKLE SIZE
BANTAM	(1-1/4—1-1/2)	403832	7 LBS.	9/16"—3/4"	3.5	1"
LIGHT	(1-3/4)	403741	11 LBS.	3/4"—1"	6	1-1/8"
LT. JUNIOR	(2)	403790	17 LBS.	1"—1-1/8"	10.5	1-1/4"
JUNIOR	(2-1/4)	403768	23 LBS.	1-1/8"—1-1/4"	13	1-3/8"

\*SAFE WORKING LOAD OF ESCO ARCH HOOKS DETERMINED BY STRAIGHT LINE PULL TESTS USING A SAFETY FACTOR OF 5

## Straight side screw pin shackles

Ideal for arch hook use. ESCO high alloy steel reduces wear on winchline eye. Heat treated alloy steel pins with coarse thread are easy to unscrew.



ASSY. PART NO.	SIZE	SAFE WKG. LOAD (TONS)	WEIGHT	A	B	C	D	E	F	G	H	PIN DIA. Q	COARSE PIN PART NO.
406132	1"	10.0	8 LBS.	1"	1-1/8"	3-1/2"	2-3/8"	3-1/4"	1-1/4"	1"	1-1/4"	1-1/8"	441923
406185	1-1/8"	11.0	7 LBS.	1-1/8"	1-5/16"	3-2/16"	2-1/2"	3-5/8"	1-3/8"	1-1/8"	1-3/8"	1-1/4"	441931
406199	1-1/4"	12.0	9 LBS.	1-1/4"	1-7/16"	4-1/16"	2-3/4"	4-1/8"	1-5/8"	1-1/4"	1-5/8"	1-3/8"	441949
406223	1-3/8"	15.0	11 LBS.	1-3/8"	1-5/8"	4-1/2"	3"	4-1/2"	1-3/4"	1-3/8"	1-3/4"	1-1/2"	441956
406256	1-1/2"	17.0	13 LBS.	1-1/2"	1-3/4"	4-15/16"	3-1/4"	4-7/8"	1-7/8"	1-1/2"	1-7/8"	1-5/8"	441964

### RECOMMENDED ARCH HOOK SIZES

SHACKLE SIZE: 1", 1-1/8", 1-1/4", 1-3/8", 1-1/2"  
 ARCH HOOK SIZE (CONVENTIONAL): 1-1/2", 1-3/4", 2", 2-1/4", 2-1/2"  
 ESCO: BANTAM, LIGHT, LT. JR., JR.

## Zinc-type Ferrules

### Zinc-type ferrules

Rugged ESCO zinc-type ferrules are made of shock and abrasion resistant alloy steel for maximum durability. These ferrules are designed to fit Bardon Hooks perfectly, insuring easy installation and trouble-free performance. Ferrules retain strength even after repeated exposure to heat. ESCO zinc-type ferrules will not mushroom or spread.



PART NUMBER	ITEM	FERRULE SIZE LENGTH	OUTSIDE DIAMETER	HOOK SIZE	ROPE SIZE	APPROX. WEIGHT (LBS.)
404681	M	1-3/8"	1-1/8"	MIDGET	3/8", 1/2"	.25
404699	D 4	1-3/4"	1-1/2"	DWARF	3/8", 1/2"	.40
404715	D 5	1-3/4"	1-1/2"	DWARF	5/8"	.40
404731	B 4	2"	1-5/8"	BANTAM	3/8", 1/2"	.50
404756	B 5	2"	1-5/8"	BANTAM	5/8"	.50
404772	B 6	2"	1-5/8"	BANTAM	3/4"	.50
404830	L 8	2-5/8"	2-1/8"	LIGHT	3/4"	1.1
404855	L 7	2-5/8"	2-1/8"	LIGHT	7/8"	1.1
404889	L 8	2-5/8"	2-1/8"	LIGHT	1"	1.1
404988	J 7	2-3/4"	2-3/8"	JUNIOR	7/8"	1.8
405001	J 8	2-3/4"	2-3/8"	JUNIOR	1"	1.8
405027	J 9	2-3/4"	2-3/8"	JUNIOR	1-1/8"	1.8
405043	J 10	2-3/4"	2-3/8"	JUNIOR	1-1/4"	1.8
405092	S 9	3-3/16"	2-13/16"	STANDARD	1", 1-1/8"	2.9
405118	S 10	3-3/16"	2-13/16"	STANDARD	1-1/4"	2.9
405134	S 11	3-3/16"	2-13/16"	STANDARD	1-3/8"	2.9
405159	S 12	3-3/16"	2-13/16"	STANDARD	1-1/2"	2.9

NOTE: LJ FERRULE SIZES HAVE BEEN DISCONTINUED. USE JUNIOR FERRULES ON ALL LIGHT JUNIOR HOOKS.